

SECHE LINGE WHIRLPOOL

Modèle AWZ 9993

Panne: bruit anormal

Remède: caler le moteur

Cause:

Le bruit est causé par la turbine frontale qui touche le carter.



Enlever les 2 vis


puis faire glisser le capot




**coucher la machine à l'horizontale
puis enlever les vis du carter arriere**




enlever la cosse de terre







tirer sur l'axe turbine








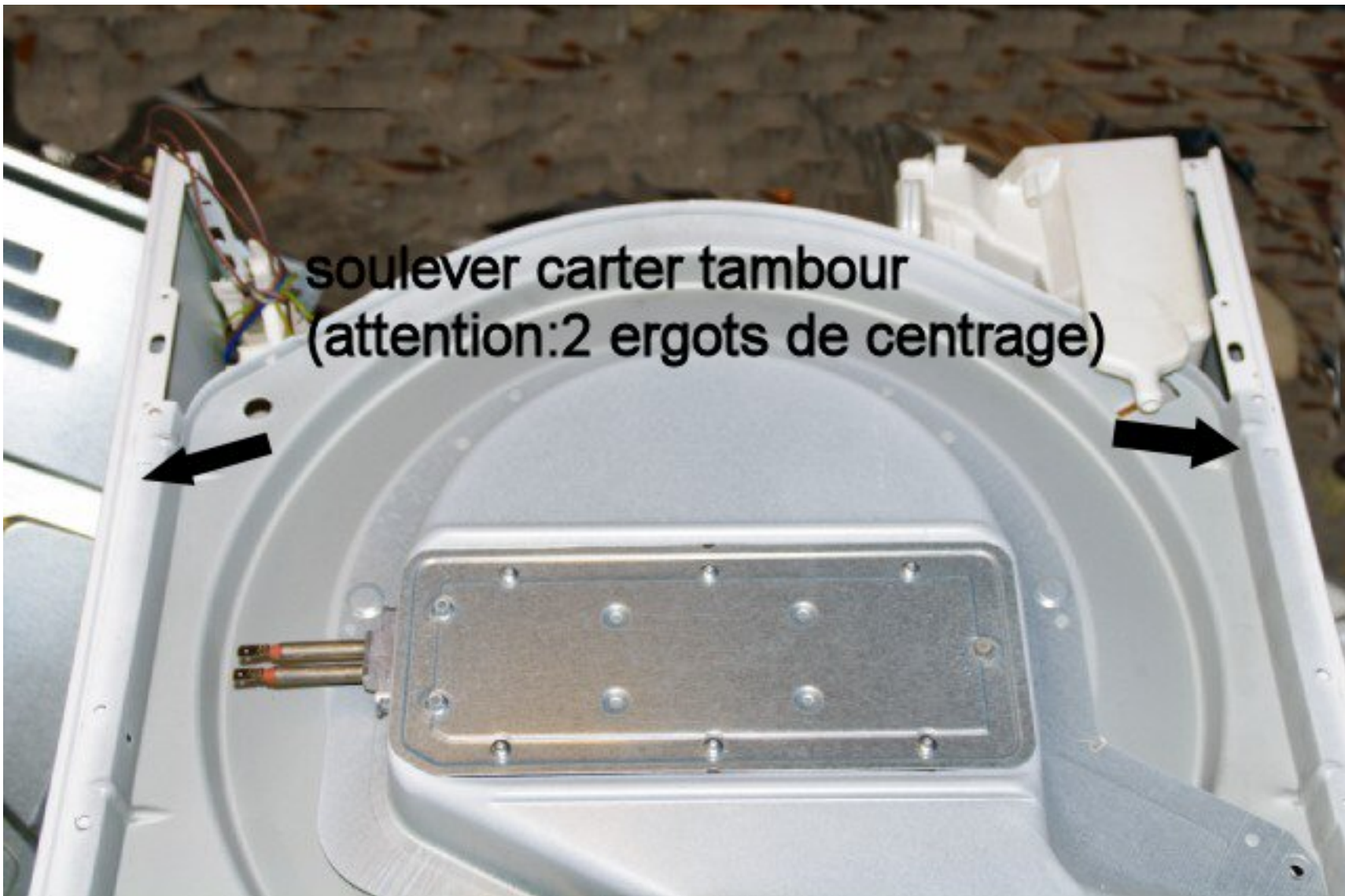
enlever le clips des clixons






debrancher les 2 tuyaux


**soulever carter tambour
(attention:2 ergots de centrage)**






ergots de centrage)


enlever courroie









recuperer joint turbine frontale




enlever les 2 vis



insérer 2 cales afin de faire reculer
le bloc moteur





turbine frontale

carter turbine frontale demonté